


# The Anatomy of a Cooler House The “Heat Defense System”

Energy saving concepts for your home  
by [acoolerhouse.com](http://acoolerhouse.com)

Your home's attic can reach temperatures of over 175 degrees Fahrenheit. Consider the burden placed on your air conditioning system as it tries to cope with this incredible heat source situated right above your living space.



ACoolerHouse.com offers a four step system to lower the standing attic temperature and to significantly reduce the amount of heat that is transferred from the attic into your living space.

## 1. Air Duct Sealing

Your Heating and AC System accounts for **40% to 50%** of your entire utility costs. We find that most of the HVAC systems that we treat have 40% to 50% air leakage into or from the attic.

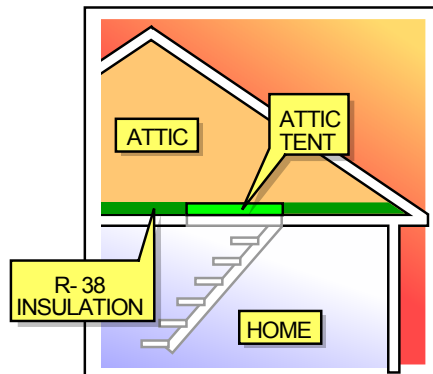
**That means that you may be wasting up to 25% of every dollar you spend on your utility bills!!!**

Return air leaks can be especially costly as they introduce extremely hot, moist, dusty, allergen filled air to your home and cripple your AC system's ability to cool efficiently.

*Duct sealing is the #1 most cost effective energy saving solution you could invest in.*

## 2. Proper Attic Insulation

Improving your attic insulation is the second step in relieving your home from the burden of high attic temperatures.

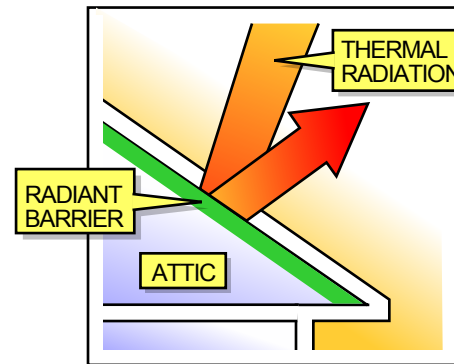


*R-38 insulation and an air-tight attic stair seal will shield your home from heat in the attic.*

An adequate level of insulation and an air-tight attic tent stair seal will keep the heat in the attic from penetrating your cool, comfortable home.

## 3. Radiant Barrier

Reducing the amount of radiant energy that enters the attic will dramatically lower your attic temperature. A Cooler House recommends LO/MIT II Radiant Barrier to stop thermal radiation.



*LO/MIT Radiant Barrier blocks 76% of the heat trying to enter your attic.*

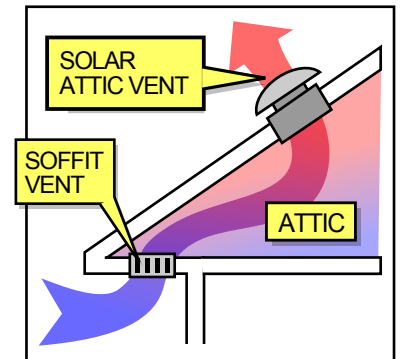
In the summer, radiant heat gain accounts for 93% of the heat gain in your home. LO/MIT Radiant Barrier from A Cooler House blocks at least 76% of the thermal radiation trying to penetrate your attic. Radiant barrier working in conjunction with proper attic ventilation effectively reduces the standing temperature in your attic.

*\*\*Please note: Radiant Barrier still allows 24% of the radiant heat in so you will need to have adequate attic ventilation.*

## 4. Improved Attic Ventilation

The last (but certainly not the least) step in lowering attic temperatures is creating proper airflow in the attic.

Our solar attic fans are on at dawn and off at dusk. They exchange the air of your attic silently, all day long, at such a rate that heat-gain is all but eliminated.



*Soffit vents bring cool outside air into your attic while attic fans push hot air out.*

In addition, any humid air that may have had a chance to enter the home from the night before will be drawn out before the heat of the day, thereby breaking the stifling compound effects of heat and humidity oppression, and will dramatically impact the potential for mold and mildew growth.



## Also ask about:

- Solar Skylight Covers
- Solar Window Screens
- Weatherization (Air Sealing)
- Attic Tents

Our “Heat Defense System”  
utilizes cutting-edge products  
available only through  
A Cooler House.

LO/MIT-II

The Attic Tent

Super Cyclone Attic Vent

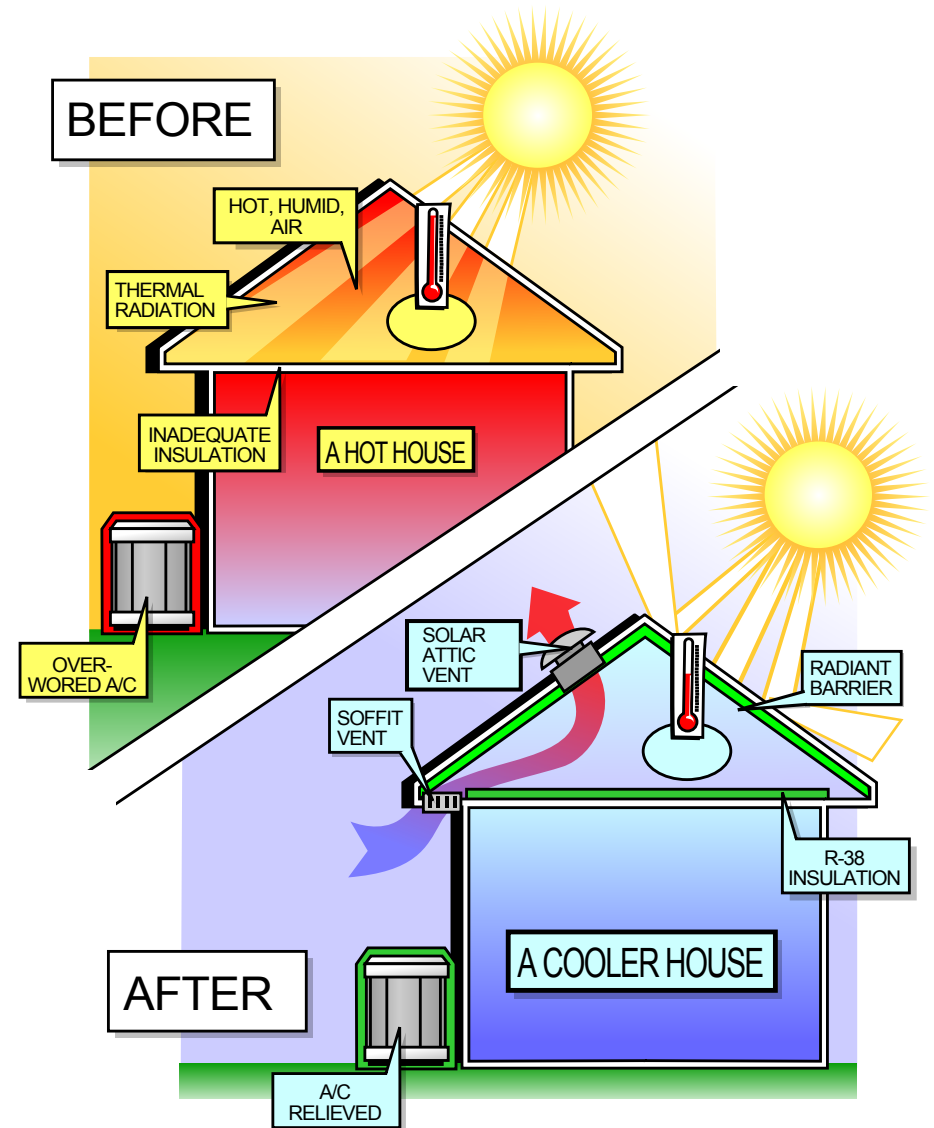
  
**ACOOLERHOUSE.com**  
Home of the “Heat Defense System”

sales@acoolerhouse.com  
www.acoolerhouse.com

**A Cooler House**  
2526 National Dr.  
Garland, TX. 75041

Toll Free: 888.399.COOL  
Local: 972.840.1500  
Fax: 214.778.2497

## The Anatomy of “A Cooler House”™ The “Heat Defense System”



This pamphlet contains a comprehensive description of how the efficiency strategies illustrated here work to keep your home cool and comfortable.